



## To Ensure Safe Use -----

English/French



Before you use this product, be sure to read through this manual completely.  
This manual contains important notes for the safe use of this product.

Thank you very much for purchasing the CX-24/12.

- To ensure correct and safe usage with a full understanding of this product's performance, please be sure to read through this manual completely and store it in a safe location.
- Unauthorized copying or transferral, in whole or in part, of this manual is prohibited.
- The contents of this operation manual and the specifications of this product are subject to change without notice.
- The operation manual and the product have been prepared and tested as much as possible. If you find any misprint or error, please inform us.
- Roland DG Corp. assumes no responsibility for any direct or indirect loss or damage which may occur through use of this product, regardless of any failure to perform on the part of this product.
- Roland DG Corp. assumes no responsibility for any direct or indirect loss or damage which may occur with respect to any article made using this product.

Page 1 to 6

**For the USA**

**FEDERAL COMMUNICATIONS COMMISSION  
RADIO FREQUENCY INTERFERENCE  
STATEMENT**

This equipment has been tested and found to comply with the limits for a Class A digital device, pursuant to Part 15 of the FCC Rules.

These limits are designed to provide reasonable protection against harmful interference when the equipment is operated in a commercial environment.

This equipment generates, uses, and can radiate radio frequency energy and, if not installed and used in accordance with the instruction manual, may cause harmful interference to radio communications.

Operation of this equipment in a residential area is likely to cause harmful interference in which case the user will be required to correct the interference at his own expense.

.....  
Unauthorized changes or modification to this system can void the users authority to operate this equipment.

The I/O cables between this equipment and the computing device must be shielded.

**NOTICE**

**Grounding Instructions**

Do not modify the plug provided - if it will not fit the outlet, have the proper outlet installed by a qualified electrician.

Check with qualified electrician or service personnel if the grounding instructions are not completely understood, or if in doubt as to whether the tool is properly grounded.

Use only 3-wire extension cords that have 3-prong grounding plugs and 3-pole receptacles that accept the tool's plug.

Repair or replace damaged or worn out cord immediately.

**Operating Instructions**

**KEEP WORK AREA CLEAN.** Cluttered areas and benches invites accidents.

**DON'T USE IN DANGEROUS ENVIRONMENT.** Don't use power tools in damp or wet locations, or expose them to rain. Keep work area well lighted.

**DISCONNECT TOOLS** before servicing; when changing accessories, such as blades, bits, cutters, and like.

**REDUCE THE RISK OF UNINTENTIONAL STARTING.** Make sure the switch is in off position before plugging in.

**USE RECOMMENDED ACCESSORIES.** Consult the owner's manual for recommended accessories. The use of improper accessories may cause risk of injury to persons.

**NEVER LEAVE TOOL RUNNING UNATTENDED.**  
**TURN POWER OFF.** Don't leave tool until it comes to a complete stop.

**For Canada**

**CLASS A NOTICE**

This Class A digital apparatus meets all requirements of the Canadian Interference-Causing Equipment Regulations.

**CLASSE A AVIS**

Cet appareil numérique de la classe A respecte toutes les exigences du Règlement sur le matériel brouilleur du Canada.



**ROLAND DG CORPORATION**

**1-6-4 Shinmiyakoda, Hamamatsu-shi, Shizuoka-ken, JAPAN 431-2103**

**MODEL NAME** : See the MODEL given on the rating plate.

**RELEVANT DIRECTIVE** : **EC MACHINERY DIRECTIVE (98/37/EC)**

**EC LOW VOLTAGE DIRECTIVE (73/23/EEC)**

**EC ELECTROMAGNETIC COMPATIBILITY DIRECTIVE (89/336/EEC)**



**WARNING**

This is a Class A product. In a domestic environment this product may cause radio interference in which case the user may be required to take adequate measures.




この装置は、情報処理装置等電波障害自主規制協議会（VCCI）の基準に基づくクラスA情報技術装置です。この装置を家庭環境で使用すると電波妨害を引き起こすことがあります。この場合には使用者が適切な対策を講ずるよう要求されることがあります。

# To Ensure Safe Use

## About ⚠ WARNING and ⚠ CAUTION Notices

 <b>WARNING</b>	<p>Used for instructions intended to alert the user to the risk of death or severe injury should the unit be used improperly.</p>
 <b>CAUTION</b>	<p>Used for instructions intended to alert the user to the risk of injury or material damage should the unit be used improperly.</p> <p>* Material damage refers to damage or other adverse effects caused with respect to the home and all its furnishings, as well to domestic animals or pets.</p>

## About the Symbols

	<p>The ⚠ symbol alerts the user to important instructions or warnings. The specific meaning of the symbol is determined by the design contained within the triangle. The symbol at left means "danger of electrocution."</p>
	<p>The ⓧ symbol alerts the user to items that must never be carried out (are forbidden). The specific thing that must not be done is indicated by the design contained within the circle. The symbol at left means the unit must never be disassembled.</p>
	<p>The ● symbol alerts the user to things that must be carried out. The specific thing that must be done is indicated by the design contained within the circle. The symbol at left means the power-cord plug must be unplugged from the outlet.</p>

## ⚠ WARNING



### **Do not disassemble, repair, or modify.**

Doing so may lead to fire or abnormal operation resulting in injury.



### **Ground the unit with the ground wire.**

Failure to do so may result in risk of electrical shock in the even of a mechanical problem



### **Do not use with any electrical power supply that does not meet the ratings displayed on the unit.**

Use with any other power supply may lead to fire or electrocution.



### **Do not use while in an abnormal state (i.e., emitting smoke, burning odor, unusual noise, or the like).**

Doing so may result in fire or electrical shock.

Immediately switch off the power, unplug the power cord from the electrical outlet, and contact your authorized Roland dealer or service center.



### **Use only with the power cord included with this product.**

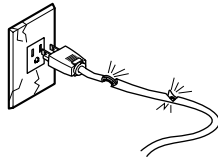
Use with other than the included power cord may lead to fire or electrocution.

# ⚠ CAUTION



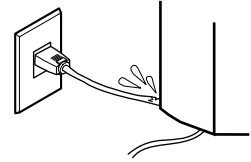
**Do not use with a damaged power cord or plug, or with a loose electrical outlet.**

Use with any other power supply may lead to fire or electrocution.



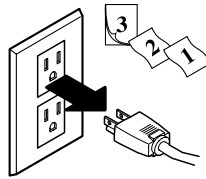
**Do not injure or modify the electrical power cord, nor subject it to excessive bends, twists, pulls, binding, or pinching, nor place any object of weight on it.**

Doing so may damage the electrical power cord, leading to electrocution or fire.



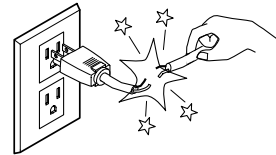
**When not in use for extended periods, unplug the power cord from the electrical outlet.**

Failure to do so may result in danger of shock, electrocution, or fire due to deterioration of the electrical insulation.




**When unplugging the electrical power cord from the power outlet, grasp the plug, not the cord.**

Unplugging by pulling the cord may damage it, leading to fire or electrocution.




**Do not attempt to unplug the power cord with wet hands.**

Doing so may result in electrical shock.



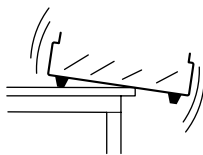
**Do not allow liquids, metal objects or flammables inside the machine.**

Such materials can cause fire.



**Install on a stable surface.**

Failure to do so may result in falling of the unit, leading to injury.



**Do not touch the tip of the blade with your fingers.**

Doing so may result in injury.



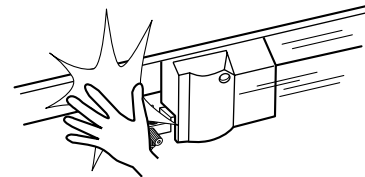
**Do not place the hands or anything else on the platen when switching on the power.**

Doing so may result in injury. (The cutting carriage moves simultaneously when the power is switched on.)



**Do not place hands near the platen while in operation.**

Doing so may result in injury.

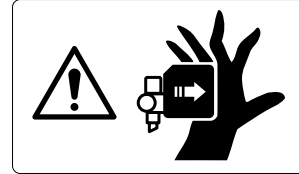
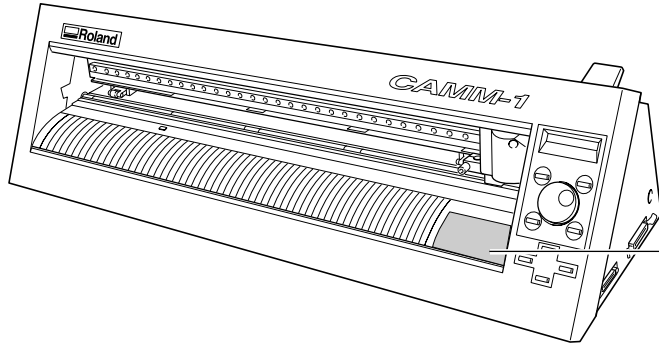


# About the Labels Affixed to the Unit

These labels are affixed to the body of this product.

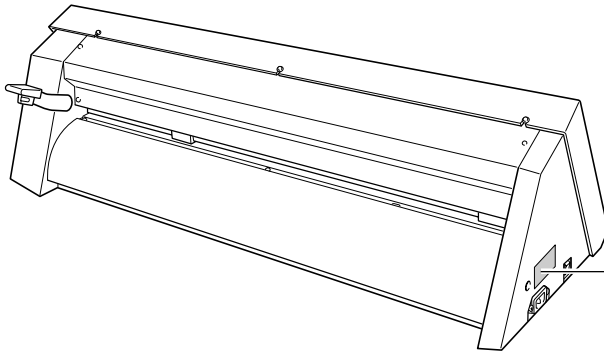
The following figure describes the location and content of these messages.

## Front



**Do not place hands near the platen while in operation.**

## Rear



**Model name**  
**Rating label**  
Use a rated power supply.

---

In addition to the **⚠ WARNING** and **⚠ CAUTION** symbols, the symbols shown below are also used.



**NOTICE** : Indicates information to prevent machine breakdown or malfunction and ensure correct use.









: Indicates a handy tip or advice regarding use.

# Pour utiliser en toute sécurité

## Avis sur les avertissements

 <b>ATTENTION</b>	Utilisé pour avertir l'utilisateur d'un risque de décès ou de blessure grave en cas de mauvaise utilisation de l'appareil.
 <b>PRUDENCE</b>	Utilisé pour avertir l'utilisateur d'un risque de blessure ou de dommage matériel en cas de mauvaise utilisation de l'appareil. * Par dommage matériel, il est entendu dommage ou tout autre effet indésirable sur la maison, tous les meubles et même les animaux domestiques.

## À propos des symboles

	Le symbole  attire l'attention de l'utilisateur sur les instructions importantes ou les avertissements. Le sens précis du symbole est déterminé par le dessin à l'intérieur du triangle. Le symbole à gauche signifie "danger d'électrocution".
	Le symbole  avertit l'utilisateur de ce qu'il ne doit pas faire, ce qui est interdit. La chose spécifique à ne pas faire est indiquée par le dessin à l'intérieur du cercle. Le symbole à gauche signifie que l'appareil ne doit jamais être démonté.
	Le symbole  prévient l'utilisateur sur ce qu'il doit faire. La chose spécifique à faire est indiquée par le dessin à l'intérieur du cercle. Le symbole à gauche signifie que le fil électrique doit être débranché de la prise.

## **ATTENTION**



### **Ne pas démonter, réparer ou modifier.**

Le non-respect de cette consigne pourrait causer un incendie ou provoquer des opérations anormales entraînant des blessures.



### **Mettre l'appareil à la masse avec une prise de terre.**

Le non-respect de cette consigne pourrait entraîner des décharges électriques en cas de problème mécanique.



### **Ne pas utiliser avec une alimentation électrique non conforme à la norme indiquée sur l'appareil.**

Une utilisation avec toute autre alimentation électrique pourrait provoquer un incendie ou une électrocution.



### **Ne pas utiliser si l'appareil est dans un état anormal (c'est-à-dire s'il y a émission de fumée, odeur de brûlé, bruit inhabituel etc.).**

Le non-respect de cette consigne pourrait provoquer un incendie ou des décharges électriques.

Éteindre l'appareil immédiatement, débrancher le fil électrique de la prise et communiquer avec le revendeur autorisé Roland ou le centre de service.



### **N'utilisez que le cordon d'alimentation fourni avec ce produit.**

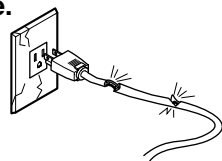
L'utilisation avec un autre cordon d'alimentation que celui fourni pourrait entraîner un risque d'incendie ou d'électrocution.

## ⚠ PRUDENCE



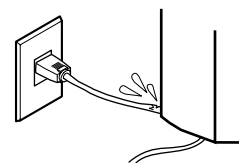
**Ne pas utiliser avec une fiche ou un fil électrique endommagé ou avec une prise mal fixée.**

Une négligence à ce niveau pourrait provoquer un incendie ou une électrocution.




**Ne pas endommager ou modifier le fil électrique. Ne pas le plier, le tordre, l'étirer, l'attacher ou le serrer de façon excessive. Ne pas mettre d'objet ou de poids dessus.**

Une négligence à ce niveau pourrait endommager le fil électrique ce qui risquerait de provoquer une électrocution ou un incendie.



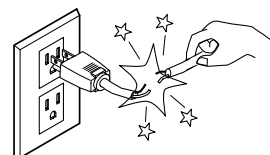
**Débrancher le fil lorsque l'appareil reste inutilisé pendant une longue période.**

Une négligence à ce niveau pourrait provoquer des décharges électriques, une électrocution ou un incendie dû à une détérioration de l'isolation électrique.



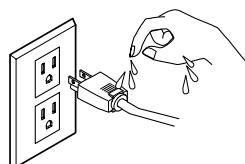
**Saisir la fiche et non le fil électrique lorsque vous débranchez.**

Débrancher en tirant sur le fil pourrait l'endommager et risquer de provoquer un incendie ou une électrocution.




**Ne pas essayer de débrancher le fil avec des mains mouillées.**

Une négligence à ce niveau pourrait provoquer des décharges électriques.



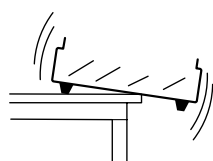
**Ne pas introduire de liquide, d'objet métallique ou inflammable dans l'appareil.**

Ce genre de matériel peut provoquer un incendie.



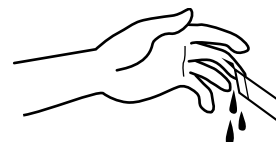
**Installer l'appareil sur une surface stable.**

Une négligence à ce niveau pourrait provoquer la chute de l'appareil et entraîner des blessures.



**Ne pas toucher l'extrémité de la lame avec les doigts.**

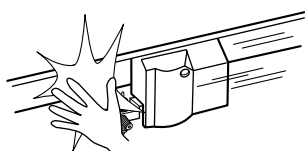
Une négligence à ce niveau pourrait provoquer des blessures.



**Ne pas mettre les mains ni quoi que ce soit sur le coulisseau au moment de mettre sous tension.**

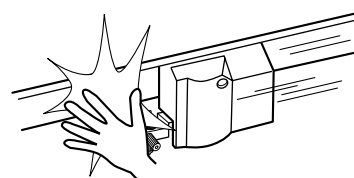
Une négligence à ce niveau peut provoquer des blessures.

(Le chariot de coupe se déplace lorsque l'appareil est mis sous tension.)



**Ne pas mettre les mains près du coulisseau pendant le fonctionnement de l'appareil.**

Une négligence à ce niveau peut provoquer des blessures.

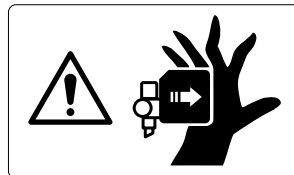
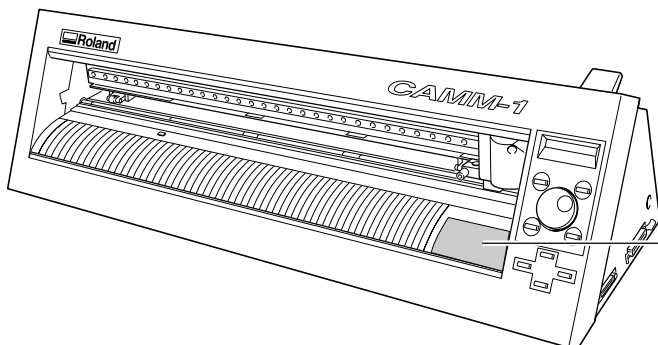


## À propos des étiquettes collées sur l'appareil

Ces étiquettes sont collées à l'extérieur de l'appareil.

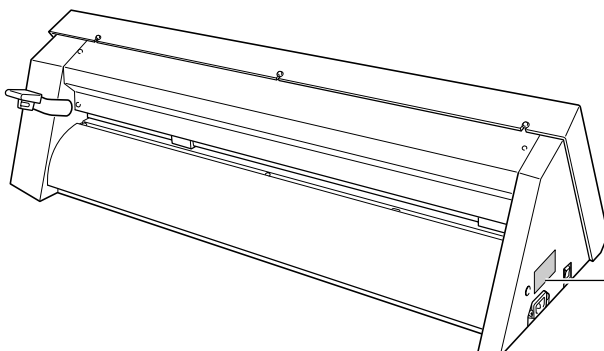
Les dessins suivants indiquent l'endroit et le contenu des messages.

### Avant



**N'approchez pas vos mains du plateau de travail quand le chariot est en mouvement.**

### Arrière



**Nom du modèle**  
**Étiquette des caractéristiques électriques**  
Utiliser l'alimentation appropriée



**Please read this agreement carefully before opening the sealed package or the sealed disk package**

Opening the sealed package or sealed disk package implies your acceptance of the terms and conditions of this agreement. If you do NOT accept this agreement, retain the package UNOPENED. (This product is just one of included items. Please be aware that any amount of the purchase price will not be refunded for return of this product as a single item, regardless of whether the package is opened or unopened.) The enclosed Roland product is a single user version.

**Roland License Agreement**

Roland DG Corporation (“Roland”) grants you a non-assignable and non-exclusive right to use the COMPUTER PROGRAMS in this package (“Software”) under this agreement with the following terms and conditions.

**1. Coming into Force**

This agreement comes into force when you purchase and open the sealed package or sealed disk package. The effective date of this agreement is the date when you open the sealed package or sealed disk package.

**2. Property**

Copyright and property of this Software, logo, name, manual and all literature for this Software belong to Roland and its licensor. The followings are prohibited : (1) Unauthorized copying the Software or any of its support file, program module or literature. (2) Reverse engineering, disassembling, decompiling or any other attempt to discover the source code of the Software.

**3. Bounds of License**

Roland does not grant you to sub-license, rent, assign or transfer the right granted under this agreement nor the Software itself (including the accompanying items) to any third party. You may not provide use of the Software through time-sharing service and/or network system to any third party who is not individually licensed to use this Software. You may use the Software by one person with using a single computer in which the Software is installed.

**4. Reproduction**

You may make one copy of the Software only for back-up purpose. The property of the copied Software belongs to Roland. You may install the Software into the hard disk of a single computer.

**5. Cancellation**

Roland retains the right to terminate this agreement without notice immediately when any of followings occurs : (1) When you violate any article of this agreement. (2) When you make any serious breach of faith regarding this agreement.

**6. Limitations on Liability**

Roland may change the specifications of this Software or its material without notice. Roland shall not be liable for any damage that may caused by the use of the Software or by exercise of the right licensed by this agreement.

**7. Governing Law**

This agreement is governed by the laws of Japan, and the parties shall submit to the exclusive jurisdiction of the Japanese Court.

**開封前に必ずお読みください**

弊社では、お客様に下記のソフトウェア使用許諾契約書を設けさせていただいており、本製品はお客様が本契約にご同意いただいた場合のみ、提供させていただきます。本製品の包装を開封された時点で、本契約にご同意いただいたものとみなさせていただきますので、ご了承ください。本契約にご同意いただけない場合は、未開封のまま保管してください。(本製品は、付属品の1つです。未開封または開封済みにかかわらず、本製品単体での返品による代金の返却は承諾いたしかねますのでご了承ください。)本契約書は、必ず保管してくださいようお願い申し上げます。

**ソフトウェア使用許諾契約書**

ローランド ディー . ジー . 株式会社 (以下「弊社」と呼ぶ) は、本契約書とともにご提供する本製品に関し、本製品を使用するお客様(以下「お客様」と呼びます) に対して、下記条項にもとづき非譲渡性の非独占的権利を許諾し、お客様も下記条項にご同意いただくものとします。

**定義 :**

「プログラム」とは、本契約書とともに提供されるパッケージに在中のコンピュータプログラムをいいます。「本製品」とは、弊社がお客様に提供したプログラムおよび関連資料ならびにプログラムの複製をあわせていいます。

**契約の成立 :**

本契約は、お客様が本製品の包装を解いたとき成立します。

**所有権 :**

本ソフトウェア、本ソフトウェアのロゴ、製品名、プログラム、取扱説明書、文書、及びその他のサポート資料の一切の所有権・著作権は弊社に属するものとします。

**使用条件 :**

プログラム及び複製したプログラムは同時に一人の使用者でかつ1台のコンピュータでのみ使用することができます。お客様は、バックアップを目的としたプログラムの複製を作成することができます。プログラム及びプログラムの複製は弊社の所有物になりますが、プログラムの複製が記録されている媒体は弊社の所有物にならないものとします。

**禁止事項 :**

プログラムまたはプログラムの複製物をネットワークやその他の方法で同時に複数のコンピュータで使用することはできません。プログラムのリバースエンジニアリング、逆コンパイル、逆アセンブルを行ってはけません。本契約の終了および解約に関わらずいかなる場合においても、本契約、本契約による使用権、本製品に関する譲渡、貸与、賃貸、第三者への再使用権許諾及び移転を行ってはけません。

**契約の終了 :**

お客様が本契約のいずれかの条項に違反したときまたは弊社の著作権を侵害したときは、弊社は本契約を解除しお客様のご使用を終了させることができます。お客様がプログラムの使用を停止すると決めるとき、本契約は自動的に終了します。本契約が終了または解約された場合、お客様は速やかにご自身のご負担で本製品を弊社に返却するか、破棄するものとします。

**保証 :**

機器本体の「お客様登録カード」の各項目に記入し、署名または捺印を行い弊社に返送したお客様は、本製品に関する弊社の提供する各種サービスを受けることができます。本製品の品質および機能がお客様の使用目的に適合することを保証するものではありません。弊社はいかなる場合にもプログラムを運用した結果の影響に対して一切の責任を負いません。弊社(及び弊社の販売店)はお客様が本契約に基づき許諾された使用権を行使することにより生じたお客様の損害に対して、いかなる責任も負いません。弊社は本ソフトウェア及び本ソフトウェアに関する全ての資料は、その仕様について事前の通知無しに変更されることがあるものとします。