


# MPX-60

## Desktop Photo Impact Printer



**Built with precision.** Backed with passion.



# *Introduction*

## **MPX-60 - Specifications**


- 265 DPI (Photo), 212 DPI (Text)
- 3.18" x 3.18" x .75 (max) Print Area
- Print Speed – 15mm/sec
- .75" Adjustable Table Height
- USB 1.1 Connectivity
- Design Software Included (Dr. Metaza2)
- Windows® Driver Included 98SE, ME, 2000 & XP
- Dual Print Modes
  - Bi-directional – Best Speed
  - Uni-directional – Best Quality

## *Introduction continued*

- MPX-60 is an impact marker which operates as a printer by creating depressions on the surface of materials such as brass, aluminum and plastics.
- Compared to the other impact markers in the market, MPX-60 with its easy operation and reasonable price, meets the demand of wider range of users.
- The MPX-60 replaces the MPX-50

# *Impact printing technology*

The head consists of solenoid and diamond tipped stylus hitting the surface of the material. Using electric currents, the solenoid generates impact and hits the material with the stylus moving up and down.



Solenoid

Coil Spring

Diamond Tipped Stylus

# *Technology continued*

## **Marking Head Technology**

The size of the dot is varied by controlling the hitting force, expressing gradations in the printing image.



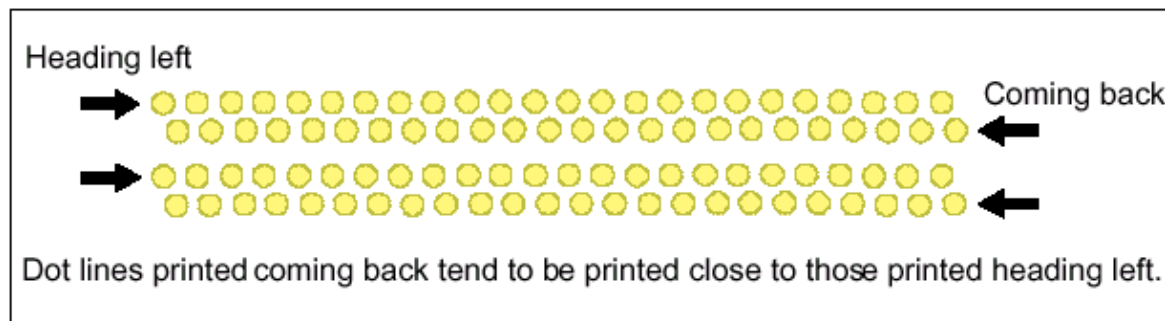
# *Printing method*

## **Printing Direction**

**Bi-directional** ----- Default Printing takes place while traveling in both directions.

**Advantage:** Faster throughput

**Disadvantage:** Fair printing quality




# *Printing method continued*

## **Printing Direction**

**Uni-directional** -Printing takes place in one direction – left to right.

**Advantage** : Better printing quality


**Disadvantage** : Slower throughput  
(twice as much as Bi-direction)



# *Printing method continued*

## **Wide Range in Printing Quality**

Output can vary based on image  
or image variable settings





# *Applications*



## *Accessories*

Use the MPX-60 to mark customers' names on pendants, bracelets, cuff links, watches, knives – even cell phones



## *Awards & Plaques*

Turn special events like weddings, births, anniversaries, graduations, and sports victories into permanent mementos with the MPX-60



## *Identification*

Personalize key rings, luggage tags, nameplates, pet and child ID tags, and much more. Also, objects marked with brand logos, product photos, or team names and mascots are ideal as promotional items for schools, businesses, and sports teams or any other organization needing recognition.



# Easy-to-Use Software Included

Dr. METAZA2 photo-printing software comes standard with the MPX-60 and allows you to add, rotate and edit text and images. Dr. METAZA2 imports data files in JPEG and BMP format so that you can use photos taken with a digital camera or import graphic data created with another software program. It also reads data from a TWAIN\_32 scanner. Dr. METAZA2 automatically chooses the best output criteria for each material.

