

Roland MPX-90

Frequently Asked Questions

Q: What is the difference between the MPX-90 and the MPX-80?

A: The difference between the MPX-90 and the MPX-80 is that the MPX-90 is capable of loading larger items for marking. The MPX-90 is 21% faster than the MPX-80 in vector print mode. Impact force of the print head is 3x higher than the MPX-80 and thus allows the machine to impact materials like titanium and iron as well as the ability to print on non-polished/matte surfaces with clarity. The print head is a single pin diamond tipped stylus which is capable of producing more printed product than the MPX-80 print head (almost twice as much). The center vise can be rotated horizontally or vertically to accommodate more materials for marking.

Q: What is the cost of the MPX-90?

A: The list price of the MPX-90 is \$4,495.00

Q: What accessories does the MPX-90 come with?

A: The MPX-90 comes with the following items:



-  AC power adapter
-  USB cable
-  Center vise
-  Removable table
-  Software CD which includes MetazaStudio, MPX-90 Head Manager and Dr. Engrave

Q: What is the printable area of the MPX-90?



A: The MPX-90 has a printable area of 3.15"x3.15" (80mm x 80mm) with a Z clearance of 1.57" (40mm).

Q: What is the largest item I can place into the MPX-90?

A1: With the cover open, the MPX-90 can accommodate:

-  Length: 3.94" x ∞ (100mm x ∞)
-  Width: ∞ x 3.94" (∞ x 100mm)

A2: With the cover closed, the MPX-90 can accommodate:

-  Length: 3.94" x 7.87" (100mm x 200mm)
-  Width: 7.87"x 3.94" (200mm x 100mm)

Imagine.

Q: What applications can I use the MPX-90 for?

A: The MPX-90 can be used for the following applications.

- ✚ ID/serial number/manufacturing Plates
- ✚ Medical/industrial tool marking
- ✚ Jewelry personalization
- ✚ Gift and award engraving (simulates diamond drag)
- ✚ Corporate gifts
- ✚ Promotional items

Q: Will the MPX-90 be compatible with Windows 7 (64 bit)?

A: Yes, the MPX-90 will include both 32 and 64 bit drivers for Windows XP, Vista and Windows 7.

Q: What software comes with the MPX-90?

A: The MPX-90 comes with Roland MetazaStudio, Dr. Engrave, SFEdit2 and Head Manager Software. Roland MetazaStudio software imports data files in JPEG or BMP format and accepts data from digital cameras and compatible scanners. It even helps manage images — add text, frames and borders, remove backgrounds, and rotate text and images. It also supports vector designs, which allows for faster, more precise production of text and line art. Roland Dr. Engrave works with industry-standard TrueType fonts. It lets you create designs or import a Windows bitmap file for vectorization. Dr. Engrave features an automatic layout function that allows you to import an Excel database or Word document file in CSV format for multiple-plate applications (namebadges/serialization). Dr. Engrave also includes a single line font editor that can convert the Windows True Type fonts into workable engraving (stroke) fonts. Dr. Engrave is compatible with Windows® Vista/XP/2000 and Windows 7 (32 and 64 bit editions).

Q: Is the MPX-90 compatible with other vector/raster based software on the market?

A: Although it is recommended to use MetazaStudio and Dr. Engrave as the primary application for the MPX-90, it has been tested for compatibility with the following programs.

- ✚ MetazaStudio
- ✚ CorelDRAW 12/X3/X4
- ✚ Dr. Engrave
- ✚ EngraveLab v8.0
- ✚ FlexiEngrave v8.6v2
- ✚ Adobe PhotoShop CS/CS2/CS3/CS4
- ✚ Adobe Illustrator CS/CS2/CS3/CS4

Q: Will the MPX-90 work with the Apple™ OS?

A: No, the MPX-90 is not supported on the Apple™ operating system. However, If using an Intel based Apple™ running OS 10.5.X or higher, you can install a full version of Windows™ XP or Windows™ VISTA (32 bit edition) via Apple's Bootcamp product and have the ability to install and use the MPX-90 and MetazaStudio/Dr. Engrave. Please refer to your Apple™ documentation for information about Bootcamp.

Q: Are there options available for the MPX-90?

A: Roland will have additional fixtures for the included center vise. The part number for the vise fixture is VF-1 and the list price for the kit is \$299.99.

Q: Can the vise be rotated on the MPX-90?

A: Yes, the center vise can be installed in the MPX-90 in both the horizontal and vertical position allowing it to accommodate most materials. The vise as well as the table can also be completely removed and the material can be placed direct to the bed of the unit to give additional clearance for materials that are slightly thicker than 1.57" (40mm).